

INDO-UKRAINIAN RELATIONSHIP & TRADE



Bilateral Trade

India and Ukraine enjoy friendly and warm relations as it is evident from the bilateral trade which is on a constant rise. India is Ukraine's 8th largest trading partner, with trade amounting to a value of USD2.34 Billion in 2016-17.

Key Sectors

The key sectors where the healthy relationship of both the countries can be witnessed are Agriculture, Pharmaceutical, Metallurgy and Machinery, Education, Culture, Tourism and Defence.

Key Trade Categories

Ukraine exports various commodities to India, with Sunflower Oil being the largest exported product, accounting for almost 64% of the exports, by value. From India, Pharmaceutical products are the largest exported commodity to Ukraine, accounting for over 26% of the exports, by value.

Defence

Defence is one of the most promising sector for strengthening the bilateral relations between both the countries. A defence cooperation agreement was signed on December 12, 2012 and came into force on June 17, 2013. A clear example of this cooperation is the deal signed between Reliance Defence Ltd. and Ukrainian state aircraft manufacturer 'Antonov' in 2016, for joint construction of multipurpose aircraft for military as well as commercial use. The deal was valued at USD5.38 billion (INR35,000 crore).

Tourism

Tourism sector is also exhibiting a positive outlook in both countries. From 16 April 2017, the Ukrainian government has introduced 'Visa on Arrival' facility for Indian citizens for tourism and business purposes with a maximum validity of 15 days. This facility is available on Boryspil, and Zhuliany Airports in Kyiv and at Odessa International airport.

Apart from these major sectors, both the countries seem to be conducting promotions activities by organizing major cultural and economic events to promote the interest of Indian communities living in Ukraine and vice-versa. Some of them have been listed below:

Event	Domain	Description	Date
Sim'ya Fest	Culture	The Embassy of India in Ukraine in association with "Parent's Union" within the framework of "Sim'ya Fest" (Family Fest) proposes to organize Indian cultural event and yoga and meditation classes every Sunday in different public parks of Kyiv	April 21 –June 24, 2018
Ayurveda Products Delegation	Business	A 12-Member Delegation Of Confederation Of Indian Industry (CII) On Ayurveda Products and Services Sector visited Ukraine	10 April, 2018
mini-film festival	Culture	Event organized by Indian diaspora in Ukraine	February 10, 2018



S. No.	HS Code Chapter	Product label	India Top Imports from the World (USD Million)		Corresponding Ukraine Exports to the World (USD Million)	
			2015	2016	2015	2016
1.	27	Mineral Fuels and Mineral Oils	104,645.63	89,308.78	488.01	824.41
2.	85	Electrical Machinery and Equipment	35,925.67	37,005.26	1,979.21	2,069.80
3.	84	Machinery, Mechanical Appliances, Nuclear Reactors, etc.	32,047.18	32,515.74	1,961.64	1,403.22
4.	39	Plastics and Plastic Articles	11,341.77	11,391.12	342.53	343.40
5.	15	Animal or Vegetable Fats and Oils	10,481.04	10,491.26	3,299.80	4,057.12
6.	72	Iron and Steel	11,708.05	8,713.65	8,077.62	7,258.07
7.	26	Ores, Slag and Ash	5,917.92	3,731.02	2,216.45	2,469.48
8.	28	Inorganic Chemicals	5,071.35	4,820.82	967.42	1,058.64
9.	31	Fertilisers	7,459.46	4,588.86	534.09	396.21

Opportunities for Ukraine



UKRAINE TOP IMPORTING CATEGORIES

S. No.	HS Code Chapter	Product label	Ukraine Top Imports from the World (USD Million)		Corresponding India Exports to the World (USD Million)	
			2015	2016	2015	2016
1.	27	Mineral Fuels & Mineral Oils	10,882.44	5,929.75	27,715.39	35,896.10
2.	84	Machinery, Mechanical Appliances, Nuclear Reactors, etc.	3,578.20	4,829.16	13,557.48	16,652.27
3.	85	Electrical Machinery and Equipment	2,695.16	3,015.02	8,217.87	8,800.64
4.	87	Vehicles Other than Railway or Tramway Rolling Stock	1,619.87	2,760.18	14,988.30	16,226.67
5.	39	Plastics and Plastic Articles	2,092.95	1,989.21	5,213.18	5,925.61
6.	30	Pharmaceutical Products	1,367.03	1,586.53	13,042.71	12,895.46
7.	38	Miscellaneous Chemical Products	931.06	1,020.24	3,150.40	3,711.29
9.	72	Iron and steel	685.73	769.58	6,436.66	11,699.98
10.	62	Apparel And Clothing Accessories	178.94	499.62	9,051.08	8,984.76
11.	29	Organic Chemicals	568.81	434.34	11,252.92	1,3571.81

Opportunities for India



INDO-UKRANIAN BILATERAL TRADE

HS Code Chapter	Description	India's Import From Ukraine (USD Million)		Top Grossing Category	India's Export to Ukraine (USD Million)		Top Grossing Category
		2015-16	2016-17		2015-16	2016-17	
15	Animal or Vegetable Fats and Oils	1,274.49	1,405.62	Sunflower-Seed and Cotton-seed Oil	0.65	0.67	Fixed Vegetable Fats and Oils, incl. jojoba oil
10	Cereals	32.03	619.23	Oats	9.34	8.91	Rice
28	Inorganic Chemicals	195.74	138.62	Hydrogen, Rare Gases and other Non-Metals	0.65	1.06	Sulphates; Alums; Peroxosulphates "Persulphates"
72	Iron and Steel	97.05	45.53	Flat-rolled Products of iron or Non-Alloy steel	6.55	8.91	Bars and Rods of Stainless Steel
25	Salt; Sulphur; Earths and Stone; Plastering Materials, Lime and Cement	17	14.99	Clays, Andalusite, Kyanite and Sillimanite	13.85	8.28	Clays, Andalusite, Kyanite and Sillimanite
27	Mineral fuels and Mineral Oils	6.51	20.74	Oils and Other Products of the Distillation of High Temperature Coal Tar	0.02	0.09	Petroleum Oils and Oils obtained from Bituminous Minerals
31	Fertilisers	36.95	41.13	Mineral or Chemical Nitrogenous Fertilisers	-	-	-
84	Machinery, Mechanical Appliances, Nuclear Reactors, etc.	11.51	10.05	Metal-rolling mills and Rolls	11.03	17.21	Turbojets, Turbopropellers and Other Gas Turbines
39	Plastics and Plastic articles	0.16	0.42	Plates, Sheets, Film, Foil and strip of plastics (reinforced or laminated)	24.09	23.6	Plates, Sheets, Film, Foil and Strip of Non-Cellular Plastics
85	Electrical Machinery and Equipment	7.95	10.04	Radar Apparatus, Radio Navigational Aid Apparatus and Radio Remote Control Apparatus	2.71	3.92	Electrical Apparatus for Switching or Protecting Electrical Circuits

HS Code Chapter	Description	India's Import From Ukraine (USD Million)		Top Grossing Category	India's Export to Ukraine (USD Million)		Top Grossing Category
		2015-16	2016-17		2015-16	2016-17	
29	Organic Chemicals	3.18	6	Heterocyclic Compounds with Nitrogen Hetero-Atom[s] only	8.04	13.22	Nitrile-Function Compounds
73	Articles of Iron or Steel	1.37	3.06	Tubes, Pipes and Hollow Profiles	4.06	9.42	Articles of Iron or Steel cast
44	Wood, Articles of Wood and Wood Charcoal	1.67	1.65	Wood Sawn or Chipped Lengthwise, Sliced or Peeled	0.02	0.03	Other Articles of Wood
38	Miscellaneous Chemical Products	0.81	1	Hydraulic Brake Fluids	3.47	4.13	Insecticide, Rodenticides, Fungicides and Herbicides
88	Aircraft, Spacecraft, and Parts thereof	0.15	0.34	Parts of Aircraft and Spacecraft	6.71	2.54	Parts of Aircraft and Spacecraft
41	Raw Hides And Skins (other than furskins) and Leather	1.33	1.37	Tanned or Crust Hides and Skins of Bovine	0.62	1.38	Leather Further Prepared After Tanning or Crusting
09	Coffee, Tea and Spices	1.4	3.52	Seeds of Anis, Badian, Fennel, Coriander, Cumin or Caraway	9.35	11.08	Tea
30	Pharmaceutical Products	0.33	0.02	Medicaments consisting of Mixed or Unmixed Products for Therapeutic or Prophylactic Use	67.41	81.15	Medicaments consisting of Mixed or Unmixed Products for Therapeutic or Prophylactic Use

India's Import From Ukraine (USD Million)		India's Export to Ukraine (USD Million)		Trade Balance (India – Ukraine) (USD Million)	
2015-16	2016-17	2015-16	2016-17	2015-16	2016-17
1,751.10	2,481.47	259.11	310.16	-1,491.99	-2,171.31



A global market research and consulting company focused on providing research and consulting services to its customers worldwide.

The company provides comprehensive syndicated research reports, custom research services and data analytics for diverse industry verticals including Consumer Goods and Retail, Automotive, IT & Telecom, Water & Water Recycling, Chemicals, and Energy & Power with offices in US, Canada, UK and India.

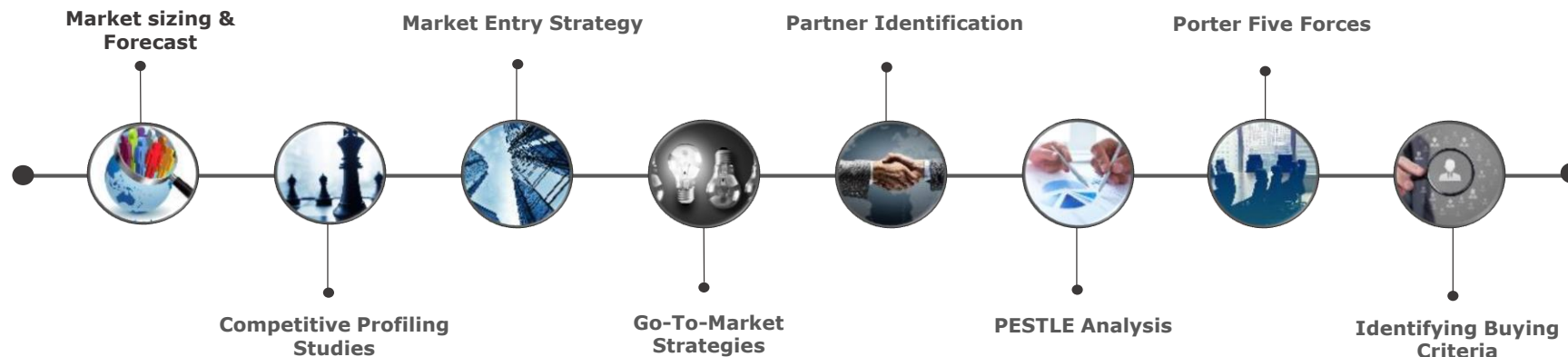
TechSci Research employs Industry Analysts and Consultants with vast industry experience to meticulously assist and advise customers in meeting their research and consulting requirements.

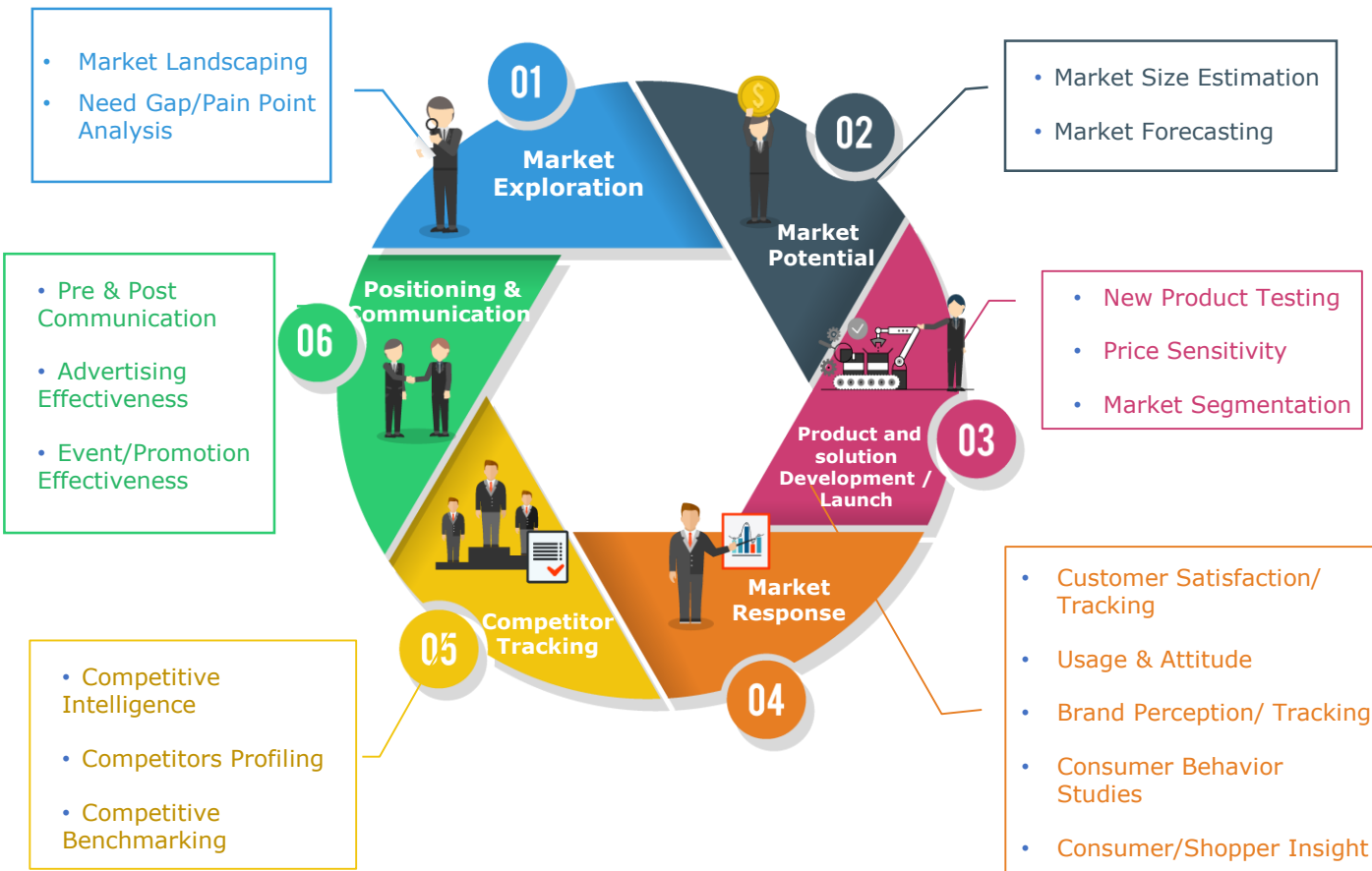
www.techsciresearch.com



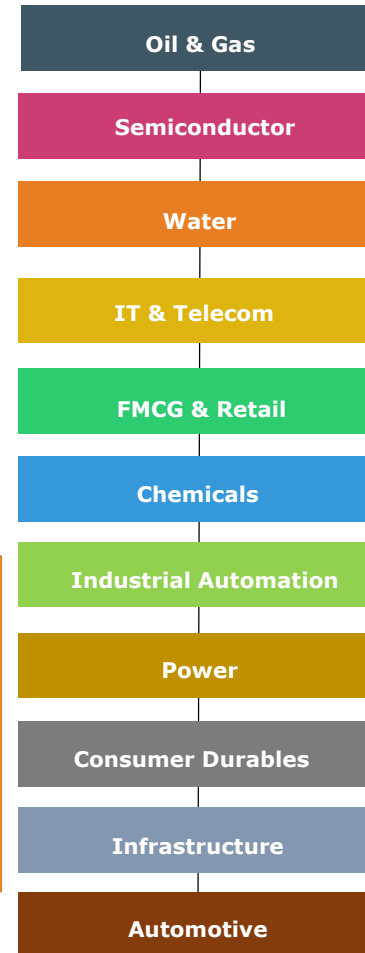
80+ countries
150+ professionals

OUR VALUE PROPOSITION





AREAS OF FUNCTIONAL EXPERTISE



Client Objective: TechSci Research has worked for “KOTRA” under the Embassy of Republic of Korea, to identify major equipment and their suppliers, Industry Mapping and overview of 5 renewable sector (Solar, Small Hydro, Wind, Bio Energy and Waste to Energy) across India. This study was conducted with an objective to attract investments and transfer of technology by Indian companies operating in renewable energy sector in India with South Korean companies.

TechSci Approach: The study has been carried out under 3 Phases:



Phase I: During this phase, the questionnaire, to conduct primary research was prepared for renewable energy industry stakeholders like EPC companies, equipment suppliers, government associations and industry experts operating in India. TechSci Research also executed industry mapping of all major equipment suppliers by extracting in-depth information such as company overview, product portfolio, detailed product description, contact person, etc.

Phase II: During this phase, TechSci used data triangulation approach through various forecasting techniques such as Moving Average, Time Series Analysis, Regression Analysis, etc. to forecast growth of various application sectors. TechSci also utilizes impact analysis to estimate the demand and market size of major equipment used in the renewable energy domain.

Phase III: During this phase, TechSci presented final report to top officials of KOTRA which was used to consult South Korean companies to strategize their investments in India’s renewable sector.



OUR REPRESENTATIVE CLIENTS

SIEMENS



PHILIPS



NEC

Deloitte.



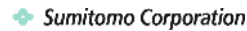
B/S/H/



McKinsey&Company



Panasonic



SAMSUNG





THANK YOU